

# READING ITINERARY

## Reading Fluency:

Have your student read out loud song lyrics, menus in restaurants, or any informational text. Have your student read out loud to practice reading fluently.

## Reading Comprehension:

When reading here are some activities you can do to help with reading comprehension. Pick out ones your child would find most interesting and fun. You do not need to do all of them!!! ☺

### \*Through Out The Book Adventure:

As your child is reading or has finished their book, ask these questions. Cut the questions up and glue onto popsicle sticks. Place in a jar and pull one out 2-3 each time you read.

### \*Traveling Through The Text:

As your child is reading, have them share what they are thinking about as they read. At first have them just put the icons down. For example, if they thought a part was really funny they would draw a happy face. Then after they have practiced the skill of annotating, have them draw the symbol and write why they picked that symbol.

## Reading Non Fiction Text:

Reading non fiction text can be so fun! Have your child share what they learned by choosing 3 different ways to display their learning. Let them host a non fiction learning night around the campfire.

### \*12 Comprehension Car Activities-

Each "app" focuses on an area of reading comprehension. These activities can be done during or after reading. Have your student pick activities that appeal to them.

## Writing Activities:

### Snapshot Writing:

Have your student keep a journal to reflect on their summer. They can keep a photo journal. Take photos and then describe what happened in the picture. They can also create a journal on an ipad in Notes. Lastly, let them write in fun colored pens about their favorite summer activities.

### Ipad Writing

Have your student take photos during the summer and upload them to iMovie. Create a movie with captions about the different pictures to describe summer events.

### Letters:

Send emails or hand written letters to authors, prior teachers, friends, relatives


### Shaving Cream Writing:

Buy shaving cream and let your students practice writing letters, cursive, or complex sentences using shaving cream.

# Relaxing Recommendations

Amazon Affiliate Links Included

Picture Books	Chapter Books
Great Pasta Escape	Wishtree
Brave	Another Kind of Hurricane
The Magician's Hat	Amina's Voice
Pug the Star	Wonder
The Girl Who Thought in Pictures	Charlie and the Chocolate Factory
Enemy Pie	Matilda
Walter The Farting Dog	Class Dismissed
Lola Dutch	Bad Guys
Where's My Butt	Magnus Chase and Gods of Asgard
Mr. Ferris and His Wheel	Projekt 1065
The King of Bees	The Invention of Hugo Cabret
The Very Very Very Long Dog	The Wild Robot
Food Truck Fest	Power Forward
Hidden Figures	Fish in a Tree
When I Grow Up	Rebound
Crown	The Vanderbeekers
IslandBorn	Beyond the Bright Sea



# summer READING road trip


Below you will find FUN suggestions to help your child continue to build upon his or her reading skills through out the summer. When you have completed a task color it in.


1	Visit the Scholastic book site where students can log reading hours to win digital prizes, and help set a new world record for summer reading. <a href="http://Scholastic.com/summer">Scholastic.com/summer</a>
2	Visit your local libraries to sign up for summer reading programs.
3	Open The Magic DAILY with a picture book!
4	Create a list of 10 places your student would like to read this summer. Visit those 10 special spaces.
5	Traveling this Summer? Trips can be a fun way to encourage reading. Ask your children to read traffic signs and billboards aloud. Show them how to read a map, and once you are on the road, let them take turns being the navigator.
6	Read aloud together with your child every day. Make it fun by reading outdoors - on the front steps, patio, at the beach or park. Also, let your children read to you.
7	Let kids choose what they want to read, and every so often, read the same book your child is reading and discuss it.
8	Play word games while in the car. Example: A stands for apple, or C stands for carnival. Tell a story by each person adding on to what the other person said.
9	When watching a movie ask the child a question about the plot. Have them respond with evidence from the picture.
10	Start a book club with your child's friends. Each week a different parent hosts.
11	Create a writing journal of your favorite summer activities.
12	Use picture books to help your child practice the reading skills. Examples: Cause and Effect Point of View Compare and Contrast Inference Summarize
13	Let your child help you cook by reading the recipe card.
14	Read books from different genres and keep a running total to see how many different genres of books you can read during the summer.

# SUMMER watermelon CHALLENGE

complete as many boxes as possible. when completed color in a watermelon!

READ IN THE SWIMMING POOL.	VISIT A PUBLIC LIBRARY.
READ IN YOUR BATHING SUIT.	GO AROUND YOUR HOUSE AND COUNT HOW MANY BOOKS YOU HAVE WHILE WEARING YOUR SUNGLASSES.
EAT A PIECE OF WATERMELON WHILE READING A PICTURE BOOK.	HELP AN ADULT MAKE A SUMMER DESSERT BY READING THE RECIPE CARD.
CREATE A SKIT ABOUT YOUR FAVORITE BOOK YOU READ THIS SUMMER.	READ TO A FAMILY MEMBER.
WRITE A LETTER TO YOUR FAVORITE AUTHOR OR ILLUSTRATOR.	JOIN A SUMMER READING PROGRAM!
USE NEON POST-ITS TO ANSWER QUESTIONS ABOUT YOUR READING.	GO SEE A MOVIE AND THEN GIVE YOUR PARENTS A VERBAL SUMMARY USING (SOMEBODY, WANTED, BUT, SO, THEN).
READ IN YOUR BACKYARD OR AT THE POOL	TRY READING A BOOK FROM EVERY LETTER IN THE ALPHABET.
HELP READ AT LEAST 5 "INFORMATIONAL" PIECES (BROCHURES, MENUS, SIGNS...)	WATCH 2 YOUTUBE VIDEOS (PARENTS MUST APPROVE) ABOUT SOMETHING TO DO WITH SUMMER. THEN DRAW A PICTURE DESCRIBING WHAT HAPPENED.






# real world moments

WHEN TRAVELING AROUND DURING THE SUMMER, LOOK FOR INFORMATIONAL TEXT ALL AROUND THE WORLD. HAVE A DISCUSSION WITH YOUR CHILD ABOUT THE REAL WORLD MOMENT. ANOTHER IDEA WOULD BE--TAKE A PICTURE WITH YOUR CAMERA AND MAKE AN IMOVIE OR COLLAGE. HERE ARE SOME IDEAS BELOW:

Brochures	Menus	Signs	Diaries	Flyers
Newspapers	Blogs	Websites	bills	Postcards
Maps	Magazines	Billboards	Store signs	Shopping lists
Directions	Labels	Recipes	Commercials	Youtube
Community signs	Movie times	blogs	Newspapers	Receipts
Text messages	emails	Social media posts	Manuals	Ads



# reading

## PIT STOPS

Directions: Cut these questions up and glue onto popsicle sticks (yes, start eating popsicles soon!). Then place in a jar or in a zip lock bag and pull one out each time you read.

who are the main character(s).	what was the author's purpose/point of view? persuade, inform, or entertain?
where was the setting of the story?	what inferences can you from the story?
what connections can you make to this book? self-text-world-media	what was the problem and how did it get solved in the?
what is something you learned from reading this book?	give a summary! "somebody-wanted-but-so-then"
describe the characters using character traits and evidence from the story.	what do you want to learn more about after reading this book?
what questions would you want to ask the author about this book?	what vocabulary words did you need to look up? what do they mean?

Stop along your vacation and answer these questions. Good readers are always asking checking their reading comprehension.

# 12 comprehension CAR ACTIVITIES

1

Create a poster to show your understanding Of text to world, text to text, text to self, text to media connections through the story.

2

Create a pretend voicemail using 5 vocabulary words you learned from this story this week. Send voice recording to your teacher's email.

3

Draw 2 pictures with captions to show your favorite part of the story. Included page numbers and why.

4

Choose 3 different events in the story and create a calendar to explain the sequence of events. Use your creativity.

5

Write a letter to your friend explaining the main idea or theme of the story. Don't forget to share 3 supporting details.

6

Create a movie strip that portrays the story elements (characters, setting, BME, Problem, and solution).

7

Create a text message log on a paper sack between you and a character. include details from the story/book through the conversation. Add page numbers.

8

Create a Venn diagram to compare and contrast the setting of the story with your home town.

9

Create an app cover with 3 questions for the author about what you read.

10

Create an emoji map of your favorite scene in the story. Make sure to use lots of detail. Use colored pencils.

11

Create a contact list of the main and minor characters in the story. Draw a picture to with each contact. Give a description of each character. Use evidence from the story.

12

Choose 5 events.  
Favorite Part  
Interesting Part  
Funny Part  
Important Part  
Boring Part  
Draw a picture and describe each one.

# NON FICTION TRAVEL BROCHURE

**BOOK TITLE**

THIS BOOK IS ABOUT \_\_\_\_\_  
\_\_\_\_\_

**AUTHOR**

AND THE POINT IS \_\_\_\_\_  
\_\_\_\_\_

**TOPIC**

WHAT WAS THE AUTHOR'S VIEWPOINT ABOUT THE TOPIC?  
\_\_\_\_\_  
\_\_\_\_\_  
\_\_\_\_\_  
\_\_\_\_\_


WHAT DID YOU ALREADY KNOW ABOUT THE TOPIC BEFORE READING THIS BOOK?  
\_\_\_\_\_  
\_\_\_\_\_  
\_\_\_\_\_  
\_\_\_\_\_  
\_\_\_\_\_  
\_\_\_\_\_

WHAT ARE 3 FACTS YOU LEARNED THAT YOU WOULD LIKE TO SHARE WITH OTHER PEOPLE?  
\_\_\_\_\_  
\_\_\_\_\_  
\_\_\_\_\_  
\_\_\_\_\_  
\_\_\_\_\_  
\_\_\_\_\_

LIST 2 WORDS FROM THE BOOK THAT YOU LEARNED AND WRITE THEM IN A SENTENCE.  
\_\_\_\_\_  
\_\_\_\_\_  
\_\_\_\_\_  
\_\_\_\_\_  
\_\_\_\_\_

IF YOU COULD MEET THE AUTHOR OF THIS BOOK, WHAT 4 QUESTIONS WOULD YOU ASK? (I WONDER..)  
\_\_\_\_\_  
\_\_\_\_\_  
\_\_\_\_\_  
\_\_\_\_\_  
\_\_\_\_\_

RATE THIS BOOK 1-5 (5 BEING THE BEST)



Color the suitcases



# SUMMER journal

## journal ideas

The silliest thing I did this summer:

Summer is a time for:

In the summer heat, I feel like:

I planned a summer bbq for my family:

My top five favorite things to do this summer..

My favorite summer memory...

Something fun to do in summer in our state...

If I were a popsicle...

What is a project I could do this summer?

How can you spend time with friends this summer?

This summer, I will do...


I'm most looking forward to \_\_\_\_\_ this summer.

Inside vs. Outside Play

If I were a beach ball

The story of the airplane that took me to

The story of the car that took me to



Today my family and I went to Yosemite in Northern, California. We got to eat dinner by the Redwood trees and play games around the campfire. My favorite part was eating S'mores with my cousin Harper.