



Please Fill Out,
Detach and Return



Class Celebrations

This year we will be celebrating the following occasions:

- Halloween
- Thanksgiving
- December Holidays
- Valentine's Day



Prior to each celebration I will create a "Sign Up Genius" asking for donations and help. Please supply the best email(s) for notifications below.
If there any occasions your child should not celebrate, please indicate that below.



(Child's Name)

(email #1)

parent/guardian name

(email #2)

parent/guardian name

(email #3)

parent/guardian name

My child should not be a part of the following celebrations:

- ___ Halloween
- ___ Thanksgiving
- ___ December Holidays
- ___ Valentine's Day
- ___ Birthdays
- ___ Other _____

Class Contact List

In the past, some parents have requested that their child be part of a phone number/email exchange. This may be helpful for arranging play dates or for homework questions. Also, please keep in mind the Neshaminy School District's policy about party invitations. Invitations cannot be sent into school to be passed out unless ALL students in the class are invited or ALL boys or ALL girls. If you would like to be part of the phone number and e-mail list, please fill out the information below and a list will be sent home shortly.



(child's name)

(guardian's name)


(phone number)

(e-mail address)

(guardian's name)

(phone number)

(e-mail address)



Dear Parents,

This year, our class will use the Superkids Reading Program, a core reading and language arts program designed for kindergarten through second grade. This program includes a parent portal, which contains information about the Superkids Reading Program and what your child will learn this year as well as activities your child can do at home.

Please detach and fill out the slip below to provide me with the names and e-mail addresses for each parent and/or guardian who would like to set up a parent portal account. I will enter this information into my online class roster.

To create your parent portal account, follow these steps:

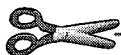
1. Look for an e-mail from Rowland Reading Foundation in your inbox with the subject line "Superkids Online Parent Account Setup."
2. Click the link in the e-mail. On the page that opens, create a password for your parent portal account.
3. After submitting the above information, you have finished creating your parent portal account. You will be automatically logged in to the parent portal.

To access the parent portal, follow these steps:

1. Go to superkidsreading.org and select the "School and Parent Log-in" tab at the top right.
2. Select the "Parent" link.
3. Enter your e-mail address and password.

Sincerely,

Teacher



Please provide the information below and return this slip to your child's teacher.

Student Name: _____

Parent/Guardian Name	E-mail Address
1.	
2.	
3.	
4.	